



## Attendee Guide: Know Before You Go.....Virtual Tips for a smooth experience!

Welcome to the 2021 Virtual Vermont Dental Conference! We have included a few helpful tips on Logging In and Navigating your virtual experience. **PLEASE READ and LOG-IN** prior to the event to avoid any issues at your program time.

### VIRTUAL PLATFORM & COMPUTER RECOMMENDATIONS:

- **Pathable Platform Overview:**
  - The Conference Platform uses Zoom Technology
  - You must access the conference programs and events from the virtual platform.
  - You will receive an Invitation to Login to Pathable **not** a Zoom link to participate. (*See more information below, under "Invitation Email".*)
  - For best results, prior to the event install the newest version (Version 5.7.7 Sept 2021) of **Zoom Client for Meetings**" <https://zoom.us/download> to the specific device you will be using for the conference (**lap-top computer/desktop, or tablet**).
  - Mobile Phones are not recommended for access due to limitations.
  - There is not a MOBILE APP this year.
  - Use **Google Chrome** or **Microsoft Edge** (there have been compatibility issues with the Pathable/Zoom platform with other browsers)

### INVITATION EMAIL:

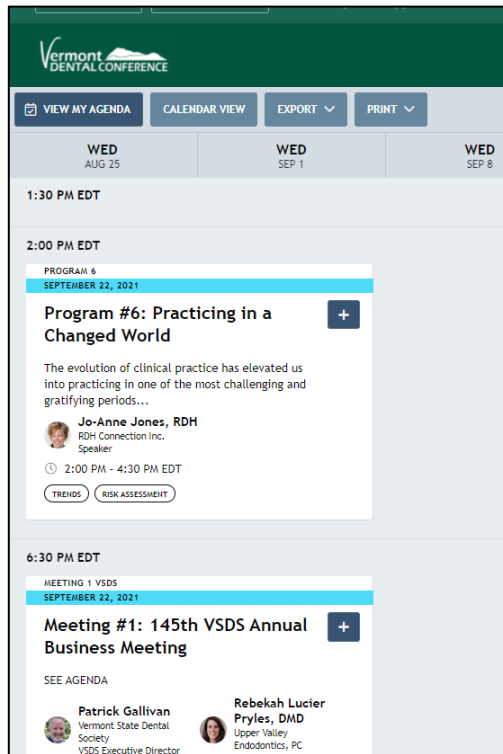
- **An Invitation to Log-In on the Pathable Virtual Platform will be sent to the email address you used with online registration. Watch your email for all conference details.**
- The log-in link is unique-to-you and sent from [mail@vsds.org](mailto:mail@vsds.org) with a subject line of Vermont Dental Conference.
- Monitor your email for this notice (Sending on 9/15). If not received by September 17<sup>th</sup>, **check your spam or junk mail**. For those using Gmail, also check your Promotions folder if your emails are categorized.
- **Visit the virtual site prior to the event to make sure your log in process goes smoothly.**
- Initial log in requires you to: claim your account, establish a password (minimum 6 characters, no other special requirements **please make note of this password**), agree to terms of use, and select "Complete Profile". After you complete your profile go to Home Page to familiarize yourself. It is important to review your "My Agenda" under the Schedule tab in the navigation bar to be sure all the programs you registered for are visible.
- Edit your profile, upload a photo to your profile, or add other pertinent details that will facilitate networking with other attendees under the "Account" tab.
- Find Notifications in the "Bell" symbol in the upper right corner of your Pathable Platform.
- **Bookmark your login or flag your email so it is easy to find, and log into the next time!**

**Watch a short video of "how to" information for attendees:** <https://vimeo.com/534453233>

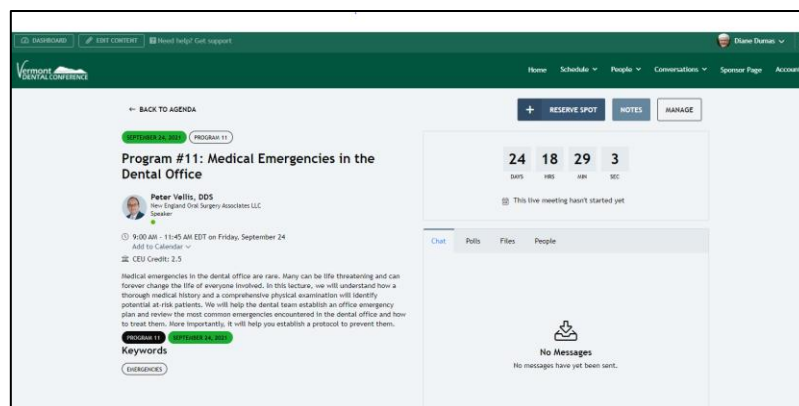
(Please Note: For this event there is not the option to "schedule meeting time" with other attendees, but you can send messages to other attendees using the "People" tab or use the "Conversations" tab to find the open "Public Forum" seen by all.)

### TO ACCESS YOUR AGENDA:

- There are two ways to access your Agenda from the Pathable Platform Homepage:
  - From the Schedule navigation tab at top (pictured below) or
  - The "GO TO MY PERSONAL AGENDA" words in blue stripe area of homepage.

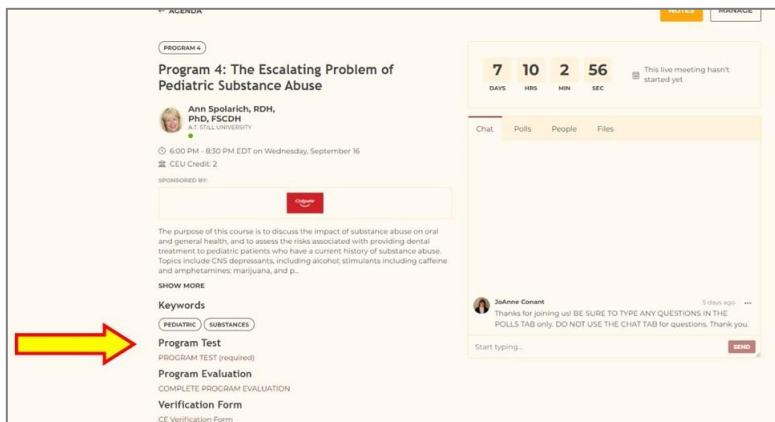


- To access your session(s), simply click on the **Agenda** card session you are attending to open the program. Next Click on **Reserve Spot**. A countdown clock shows prior to start time. Once meeting is LIVE click on **Join Meeting**.



- On-Demand** programs require you to also click on the arrow to start the program in **“Theater Mode”**.

- Sessions will not begin until the original date and time. **Please Note:** On-Demand Programs that you are registered for are available approximately 24 hours after the live scheduled session. You may access On-Demand recordings through October 31<sup>st</sup> (Sunday). Reminder: Courses complete (incl. quiz) Sept 21-30 will apply to current license renewal. Programs completed (incl. quiz) On-Demand Oct 1-31 will apply to the 2021-2023 license renewal cycle.
- **Other Agenda Card Page Info:** (also found on VSDS website VT Dental Conference handout page)
  - Handouts
  - Program Evaluations
  - QUIZ Questions (required for CE credits)
  - CE Verification Form (form to submit when renewing license)



#### COMPUTERS-DESKTOP, LAPTOP, TABLETS USE:

- Recommended device: desktop, laptop, or tablet
- Shut off other devices in your home to maximize your Wi-Fi connection, disable notifications
- It is suggested to restart computer 2-3 days prior to the conference for updates
- Close any un-necessary applications/tabs/windows on your computer

#### MEETINGS & PROGRAM FORMATS:

- Business Meetings are Zoom Meetings- everyone can be seen and heard. Please mute yourself if you are not speaking.
- When sessions begin- Zoom will open a window on your screen to notify you of the recording. Click "Accept"/"Got It" to close window. (Wording may vary depending on your version of Zoom)
- CE Programs are webinars- only the speaker and moderators can be seen and heard. **CE Webinar Questions should be submitted through the POLLS tab on the Agenda Page. Do not use Chat for questions, it should be used to network with other attendees, or if you have an issue.** Questions submitted through the polls will be addressed after the presentation portion ends.
- Dentists- Add the value-added session on Friday sponsored by TD Bank "Navigating Dental Practice Financing in Today's World" to your Agenda by clicking on the advertisement on the Pathable Conference homepage, click "Reserve Spot". (Presented at 12:15-12:35 pm on Friday, Sept. 24<sup>th</sup>)

#### SUPPORT/HELP:

- **Support:** Is found under the Account pulldown tab at top right of platform. A window with suggestion and Contact Us will open. There is also a HELP button on the Pathable Home Page for easy access.
- **Pathable Email:** [support@pathable.com](mailto:support@pathable.com) identify yourself as a Vermont Dental Conference attendee and specify the problem you are having.
- **Alternatively:** VSDS 802-864-0115 or [mail@vsds.org](mailto:mail@vsds.org). VSDS will be monitoring phones during live event hours.
- **After the live event dates of September 21-24,** call VSDS 864-0115 during regular business hours 8:30am-4:30pm

- Logging in prior to the conference to get acquainted with the platform saves time later and is highly recommended. (review navigation tabs at top right, scroll homepage, review your agenda cards for handouts, and use the public forum under the conversations tab to chat with others on the platform.)

### HOW TO GET YOUR CE CREDIT:

- Each virtual CE Program is 2.5 CEU's, except for Program #3-*Current State of Infection Prevention & Safety Regulations in Dentistry* with Mary Govoni which is 1.5 CEUs.
  - Take program Live Virtual or On Demand
  - Download/Print Verification Form (further details below)
  - Obtain Verification Code (further details below)
  - Take Post Presentation Quiz (further details below)

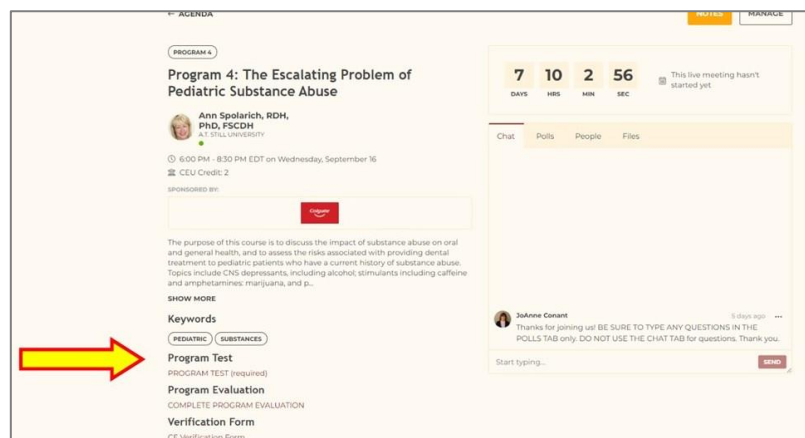
**Logins are monitored by a reporting system; you must complete the full program and short post-event QUIZ to gain credit.**

- **CE Verification Form:**

- Found on the Pathable platform linked to each CE Program Agenda Page and also on the [VSDS website](#) (under Events Tab, Continuing Education Verification).
- A verification “code” will be provided at the end of each lecture and should be written on your CEU Verification Form.
- *Save this form to include when renewing your dental license with the Vermont Board of Dental Examiners (9/30/21).*

- **Post Presentation Program Quiz Questions (required):**

- The Program Quiz is on each Program Agenda Page on the Pathable Platform in the lower left corner (sample below).
- Complete the Program Quiz (required) **by September 30<sup>th</sup> for current VT licensure period, or 10/31/21 for the next VT licensing period** to receive the credits. For your personal development, the **answer keys** will be posted to the VSDS.org [Conference Handouts](#) page after October 31<sup>st</sup>.



## Enlarged Details of Agenda Details Page:

← BACK TO AGENDA

SEPTEMBER 24, 2021 PROGRAM 11

### Program #11: Medical Emergencies in the Dental Office

**Peter Vellis, DDS**  
New England Oral Surgery Associates LLC  
Speaker

🕒 9:00 AM - 11:45 AM EDT on Friday, September 24  
Add to Calendar

📄 CEU Credit: 2.5

Medical emergencies in the dental office are rare. Many can be life threatening and can forever change the life of everyone involved. In this lecture, we will understand how a thorough medical history and a comprehensive physical examination will identify potential at-risk patients. We will help the dental team establish an office emergency plan and review the most common emergencies encountered in the dental office and how to treat them. More importantly, it will help you establish a protocol to prevent them.

PROGRAM 11 SEPTEMBER 24, 2021

**Keywords**

EMERGENCIES

HANDOUTS

PROGRAM TEST

VERIFICATION FORM

## Click Reserve Spot & Join Meeting:

Home Schedule People Conversations Sponsor Page

+ RESERVE SPOT NOTES JOIN MEETING

CLOCK COUNTDOWN

24 18 8 44  
DAYS HRS MIN SEC

This live meeting hasn't started yet.

Chat Polls Files People

No Messages  
No messages have yet been sent.

### • Important Items on Page:

- **Click + Reserve Spot Button** which formally adds it to your Agenda
- **The Join Meeting Button:** click on button once session is open/live to enter the program (1 min. prior)
- **The Chat Tab:** is used for networking
- **The Polls Tab:** is used to type in questions for the speaker (to be addressed after presentation during live Q&A)
- **The People Tab:** lists attendees participating in the session
- **The Files Tab:** will include any relevant files to the session, However, all handouts, test questions, evaluations, are found in Links lower left of agenda page click to access!
- **Links of files found lower left area of agenda page.**
- **All handouts, quizzes, evaluations** can also be found on the VSDS website:  
<https://www.vsd.org/vermont-dental-conference/participants/handouts>